

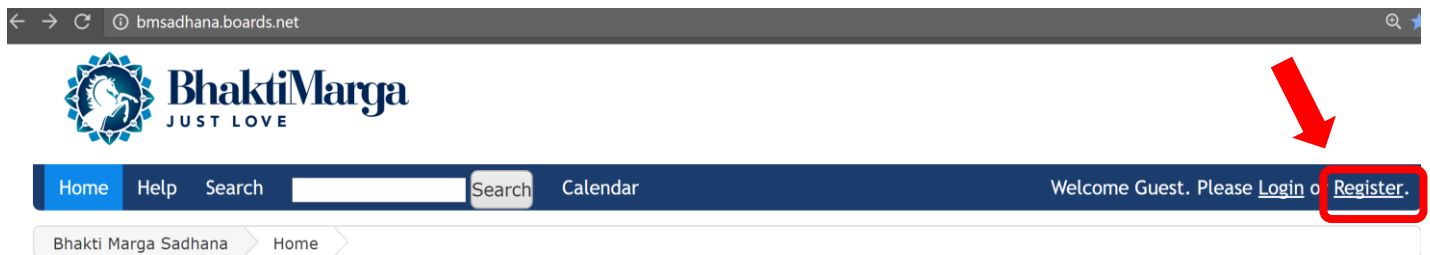


BhaktiMarga

JUST LOVE

How to Register on the Bhakti Marga Sadhana Forum


1. Go on <http://bmsadhana.boards.net/>
2. Click there on 'Register' in the upper right corner



3. On the next page you need to enter your email address.

Forum Registration

EMAIL

Continue 

4. Then choose a password

Create Password

VERIFY PASSWORD

Password Strength

This is the password you will use to login to your account. All passwords must be a minimum of six characters long. We recommend passwords with both letters and numbers.

5. Next please pick a username by which we can recognize who you are. For example, the username 'Just Love' is not good as we can't know your identity.

Your Name

This name will be displayed on your ProBoards profile.

6. You will be asked then about your gender and age.

Birthday

--Month-- ▾ --Day-- ▾ --Year-- ▾

Gender

--Gender-- ▾

You must be at least 13 years old to register.

Please select your gender from the drop down list.

7. On the next page choose a unique username. This is the name that is needed in the backend of the forum. Your 'display name' you can change always later.

Forum Username

This is your unique username on the forum. You can change your name others see by updating the "display name" in your forum profile. **Note:** usernames may only contain a-z and 0-9, and may be no longer than twenty characters.

8. Please agree to the term of service agreements of the forum.

Terms of Service Agreement

☐ I have read and agree to the ProBoards Terms of Service.

In order to register, you must agree to the ProBoards Terms of Service. [Click here to read the ProBoards Terms of Service.](#)

9. Next you will have to go through are confirmation which is needed due to spam reasons. The pictures here are mere examples. For each time, it will be different.

Please prove you are human: ✕


☐ I'm not a robot


reCAPTCHA
Privacy - Terms


Submit





Select all images with a store front.


☒ 


☒ 


☒ 

☐ 

☒ 

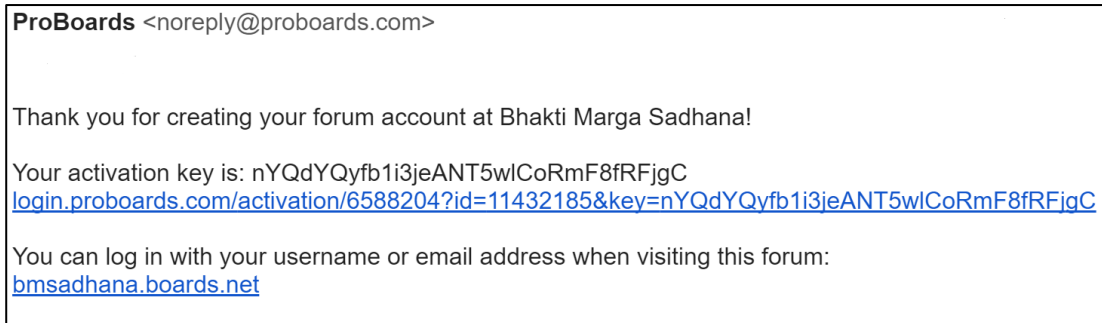
☒ 

☒ 

☐ 

VERIFY

10. Now you will receive an email. Some providers might mark this email as spam, so make sure to check you spam folder.





There you click on provided link or copy the activation key and paste it in the according box on the internet page.

A form with a blue header "ACTIVATION KEY" and a white input field. Below the input field is a button labeled "Activate" with a right-pointing arrow.

11. Now you are successfully registered.

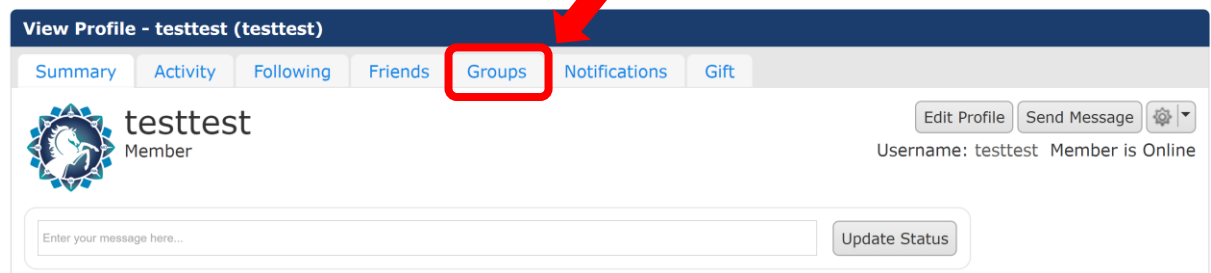
12. After logging in, please read the section 'First Steps, Rules and Guidelines'.

About this Forum	
	Board
	First Steps, Rules and Guidelines Everybody please go through these steps and get familiar with the forum rules. Moderator: Administrator
	How to use this Forum Clarification of all important functions in this forum. Moderator: Administrator

13. Next go on 'Profile' in the main menu.



14. There you go on the 'Groups' tab.



15. On the next page you see the groups you are member of. Click on the buttons 'Request to Join' of the groups you are naturally member of.

You are not a member of any group.

Other Groups	Leaders	Members	Options
AKY Teacher			Request to Join
OMC Teacher			Request to Join
OMC Organizer			Request to Join
SimMed Teacher			Request to Join
BSN Teacher			Request to Join
PM Instructor			Request to Join

16. The manager of that group will then review your request. This might take few hours or even days, depending on the time of the manager. If you know who is responsible for your request, feel free to inform that person. Once your request has been approved, you will have access to the according parts of the forum.

Much Love,
you Bhakti Marga Sadhana Team.